

James & Cecilia Cornean

Animal Registered Name

Sondaisa El Summit's Buckaroo Banza!

Breed/Variety

Coat color/type

Fawn 985121009799049

Permanent ID#

For litters, add number.

I hereby declare that the animal submitted for exam is the animal described above. Furthermore, I declare I am the owner or agent of the owner of this animal.

Signature

REGISTRATION NO.

Registration number grid with digits 0-9 and X.

PRESS FIRMLY. FILL COMPLETELY.

SEX Male Female

BIRTH DATE DAY YEAR

01/11/11

BIRTH DATE DAY YEAR

02/01/12

EXAM DATE DAY YEAR

02/01/12

Exam date grid with digits 0-9 and X.

FOR GEN-USE ONLY

BREED

COLOR

Grid for breed and color selection.

468483

DO NOT MARK IN THIS AREA


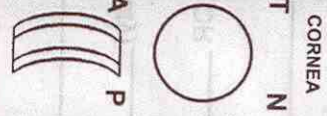


CANINE EYE REGISTRATION FOUNDATION

121, 199, 281 Dentse M. Lindley, DVM, MS, DACVO Ralph E. Harner, DVM, MS, DACVO Terry L. Baldwin, DVM, MS, DACVO Crestwood, IL 706-388-3793 Naperville, IL 630-369-3333 Elgin, IL & Buffalo Grove, IL 847-695-1111

RIGHT EYE LEFT EYE

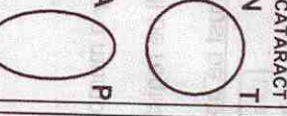
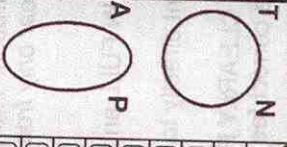
- GLOBE: microphthalmos, dry eye, glaucoma, EYELEIDS: entropion, ectropion, distichiasis, ectopic cilia, eury/macro blepharon, THIRD EYELID: cartilage anomaly/eversion, gland prolapse, CORNEA: dystrophy - epithelial/stromal, dystrophy - endothelial, inherited pannus, exposure/pigmentary keratitis, UVEA: iris/ciliary body cyst, iris coloboma, iris hypoplasia/sphincter dysplasia, pigmentary uveitis, uveal melanoma, persistent pupillary membranes



- FUNDUS: retinal atrophy - generalized, retinal atrophy - suspicious, retinal dysplasia/retinopathy, choroidal hypoplasia, staphyloma/coloboma, retinal detachment, optic nerve coloboma, optic nerve hypoplasia, micropapilla, OTHER UNLISTED CONDITIONS: suspected as inherited. Describe in comments. OTHER: conditions suspected as not inherited, NORMAL, DUPLICATE FORM: This dog's microchip has been scanned and matches the number provided on the form.

- Endothelial opacity/no strands, Lens pigment foci/no strands, Iris Sheets, Iris to Cornea, Iris to Lens, Iris to Iris

- DIFF. INTER. PUPIL. DIFF. PERSISTENT PUPILARY MEMBRANES



- ANT. CHAMBER SYNERESIS: vitreous degeneration, PHPV/PTVL, subluxation/luxation (describe in comments), significance of above cataract unknown (describe in comments)

ant. chamber syneresis

ant. chamber syneresis

Signature: [Signature] Date: 10-30-12

Diplomate, American College of Veterinary Ophthalmologists

COMMENTS

ACVO # 1121